










Unit 5: Let's Eat!

Lesson 1 – Listening

Task 1. Which of these ingredients do you need for this recipe? Circle 5.

 flour	 milk	 sugar
 egg	 baking powder	 chocolate
 butter	 salt	 oil

Task 2. Write the amount needed for each ingredient.



Task 3. Put the recipe in order by putting in the numbers 1 – 5.

	Next, add the egg and blend in the mixture from the first bowl.
	Allow the cookies to cool for a few minutes but don't eat them all at once.
	Finally, use a wooden spoon to put balls of cookie dough onto the baking tray and bake in the oven for 10 minutes.
	First, mix the flour and the baking powder in a bowl.
	Then, in another bowl mix the sugar and butter.

Task 4. Are these sentences True or False? Tick (✓) the right answer.

		True	False
1.	This is a recipe for a chocolate cake.		
2.	For this recipe you need five ingredients.		
3.	In this recipe you can mix everything in the same bowl.		
4.	You use the wooden spoon to put balls of cookie dough onto the baking sheet.		
5.	You can eat the cookies immediately after you take them out of the oven.		